

**ARCHITECTURAL SERIES**  
**5-Ply Particle Core**  
**WDMA Extra Heavy Duty**  
**PC-5**

**Construction**

**Faces:** Available in a variety of domestic and exotic wood species and MDO.

**Veneer Grade:** WDMA and AWS "A" Grade-Book and Running Match standard. Other assemblies and grades by special request.

**Construction Grade:**  
WDMA—Extra Heavy Duty.

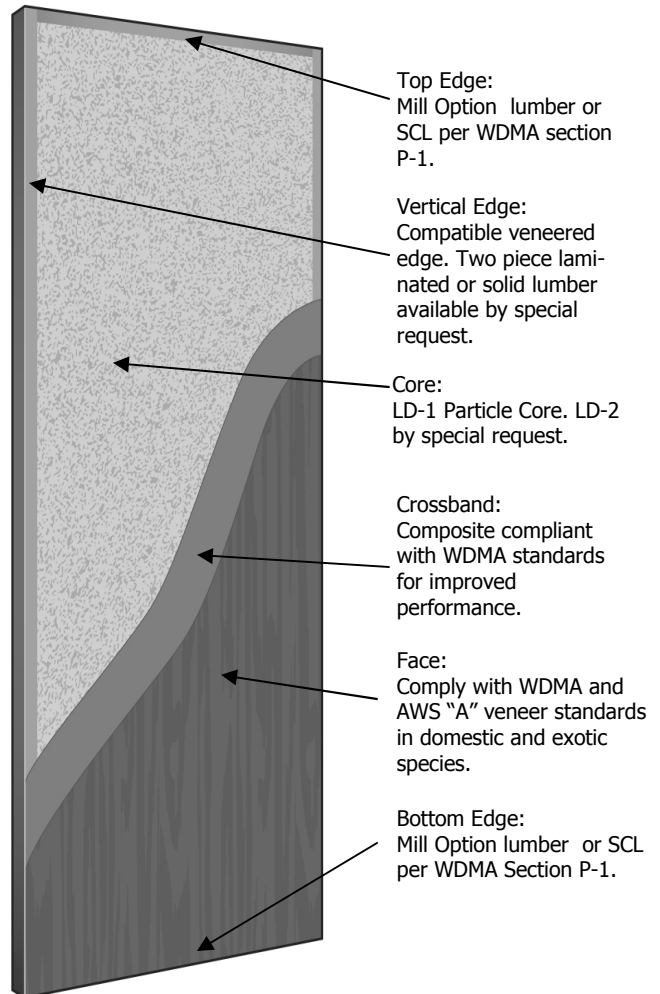
**Cores:** LD 1 Particle Core. LD 2 by special request. Available in 20 minute.

**Vertical Edges:** Compatible veneered edge. Two piece laminated or solid lumber available by special request.

**Horizontal Edges:** Mill Option lumber or SCL—Conforming to WDMA Standards.

**Adhesive:** Type I—Standard.

**Finishes:** WDMA —TR-6 & OP-6. Opaque and Transparent conforming to AWS Acrylated UV Curable Epoxy. Also available with Mohawk's exclusive DigiTech (digital technology) with UV topcoat.



**Note:**

All non-rated edgebonded Particle and Agri-Fiber Core doors, do not require blocking for non-through bolted/surface applied hardware. These doors have been tested in accordance with TM-10 (screw holding) testing procedures and have slammed in excess of 1 Million cycles without failure per TM-7

- *Lifetime Warranty.*
- *Security Rating - 40*
- *LEED NC v2.1, v2.2, v3*  
*Credit Options:*  
*MR 5.1 (NC v2.1 Only)*  
*MR 4.1*  
*MR 4.2*

*For additional LEED credit options please consult factory.*

**Quality Standards**

**Quality Assurance / Industry Standards:**

Aesthetic: WDMA—Premium Grade  
Performance: WDMA—Extra Heavy Duty

**Applications:** Architectural projects that require 5-ply Heavy Duty doors.

**Maximum Size:** 4/0 x 9/0

**Thickness:** 1-3/8" and 1-3/4". 20 minute 1-3/4" only.

**Construction:** Edgebonded—Standard.

**ARCHITECTURAL SERIES**

**5-Ply Agri-Fiber**  
**WDMA Extra Heavy Duty**  
**PC-5**

**Construction**

**Faces:** Available in a variety of domestic and exotic wood species and MDO.

**Veneer Grade:** WDMA and AWS "A" Grade—Book and Running Match standard. Other assemblies and grades by special request.

**Construction Grade:** WDMA—Extra Heavy Duty.

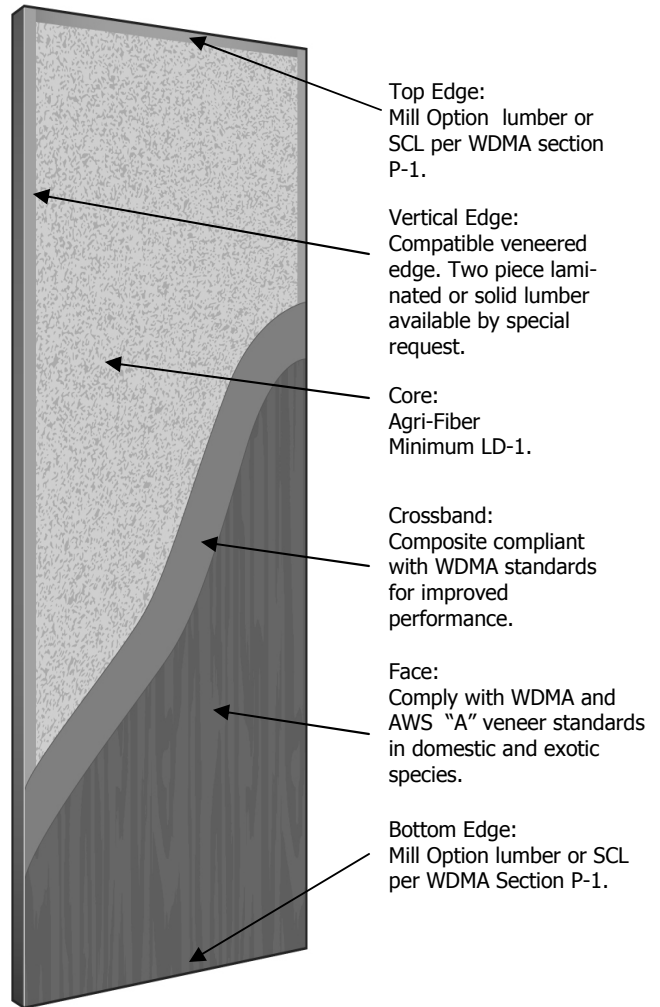
**Cores:** LD 1 Agri-Fiber. Produced from "rapidly renewable" material. Available in 20 minute.

**Vertical Edges:** Compatible veneered edge. Two piece laminated or solid lumber available by special request.

**Horizontal Edges:** Mill Option lumber or SCL—Conforming to WDMA Standards.

**Adhesive:** Type I—Standard.

**Finishes:** WDMA TR-6 & OP-6. Opaque and Transparent conforming to AWS Acrylated UV Curable Epoxy. Also available with Mohawk's exclusive DigiTech (digital technology) with UV topcoat.



**Note:**

All non-rated edgebonded Particle and Agri-Fiber Core doors, do not require blocking for non-through bolted/surface applied hardware. These doors have been tested in accordance with TM-10 (screw holding) testing procedures and have slammed in excess of 1 Million cycles without failure per TM-7.

- *Lifetime Warranty*
- *Security Rating - 40*
- *LEED NC v2.1, v2.2, v3*  
*Credit Options:*  
*MR 5.1 (NC v2.1 Only)*  
*MR 4.1*  
*MR 4.2*  
*MR 6*

*For additional LEED credit options please consult factory.*

**Quality Standards**

**Quality Assurance / Industry Standards:**

Aesthetic: WDMA—Premium Grade  
Performance: WDMA—Extra Heavy Duty

**Applications:** Architectural projects that require 5-ply Heavy Duty doors.

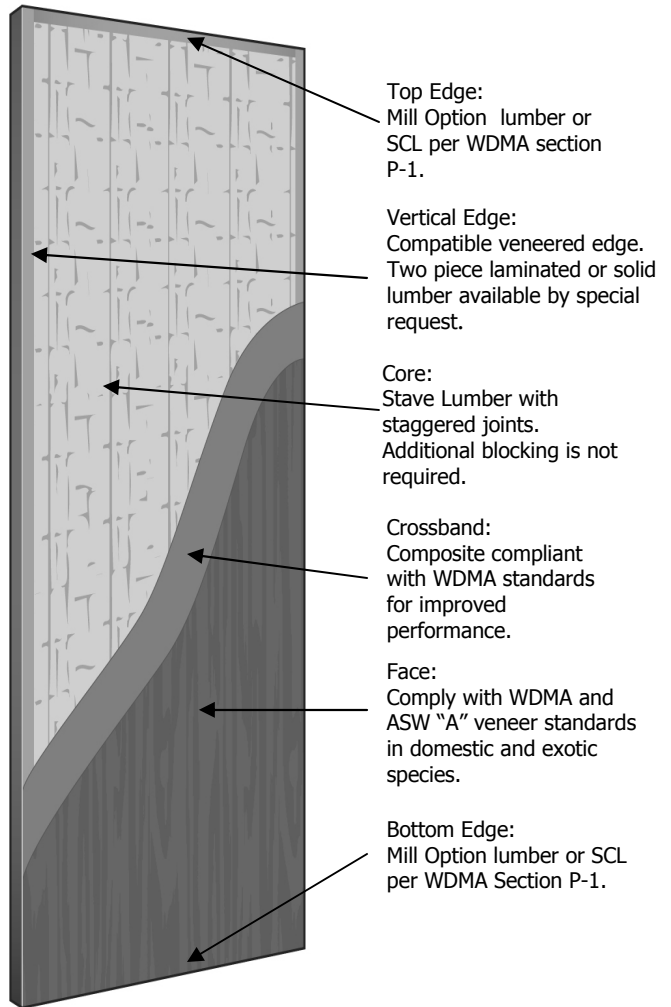
**Maximum Size:** 4/0 x 9/0

**Thickness:** 1-3/8" and 1-3/4". 20 minute 1-3/4" only.

**Construction:** Edgebonded—Standard.

**ARCHITECTURAL SERIES**  
**5-Ply Stave Lumber Core**  
**WDMA Extra Heavy Duty**  
**SLC-5**

<p><b>Construction</b></p> <p><b>Faces:</b> Available in a variety of domestic and exotic wood species and MDO.</p> <p><b>Veneer Grade:</b> WDMA and AWS "A" Grade-Book and Running Match standard. Other assemblies and grades by special request.</p> <p><b>Construction Grade:</b> WDMA—Extra Heavy Duty.</p> <p><b>Cores:</b> Stave Lumber with staggered joints. Available in 20 minute fire ratings.</p> <p><b>Vertical Edges:</b> Compatible veneered edge. Two piece laminated or solid lumber available by special request.</p> <p><b>Horizontal Edges:</b> Mill Option lumber or SCL—Conforming to WDMA Standards.</p> <p><b>Adhesive:</b> Type I—Standard.</p> <p><b>Finishes:</b> WDMA TR-6 &amp; OP-6. Opaque and Transparent conforming to AWS Acrylated UV Curable Epoxy. Also available with Mohawk's exclusive DigiTech (digital technology) with UV topcoat.</p>
--



- *Lifetime Warranty*
  - *Security Rating - 40*
  - *LEED NC v2.1, v2.2, v3*  
*Credit Options:*  
*MR 5.1 (NC v2.1 Only)*
- For additional LEED credit options please consult factory.*

<p><b>Quality Standards</b></p> <p><b>Quality Assurance / Industry Standards:</b> Aesthetic: WDMA—Premium Grade Performance: WDMA—Extra Heavy Duty</p> <p><b>Applications:</b> Architectural projects that require 5-ply Heavy Duty doors.</p> <p><b>Maximum Size:</b> 4/0 x 8/0</p> <p><b>Thickness:</b> 1-3/8" and 1-3/4". 20 minute 1-3/4" only.</p> <p><b>Construction:</b> Edgebonded—Standard.</p>
--

**ARCHITECTURAL SERIES**  
**5-Ply FSC Stave Lumber Core**  
**WDMA Extra Heavy Duty**  
**SLC-5**

**Construction**

**Faces:** Available in a variety of domestic and exotic wood species and MDO.

**Veneer Grade:** WDMA and AWS "A" Grade-Book and Running Match standard. Other assemblies and grades by special request.

**Construction Grade:**  
WDMA—Extra Heavy Duty.

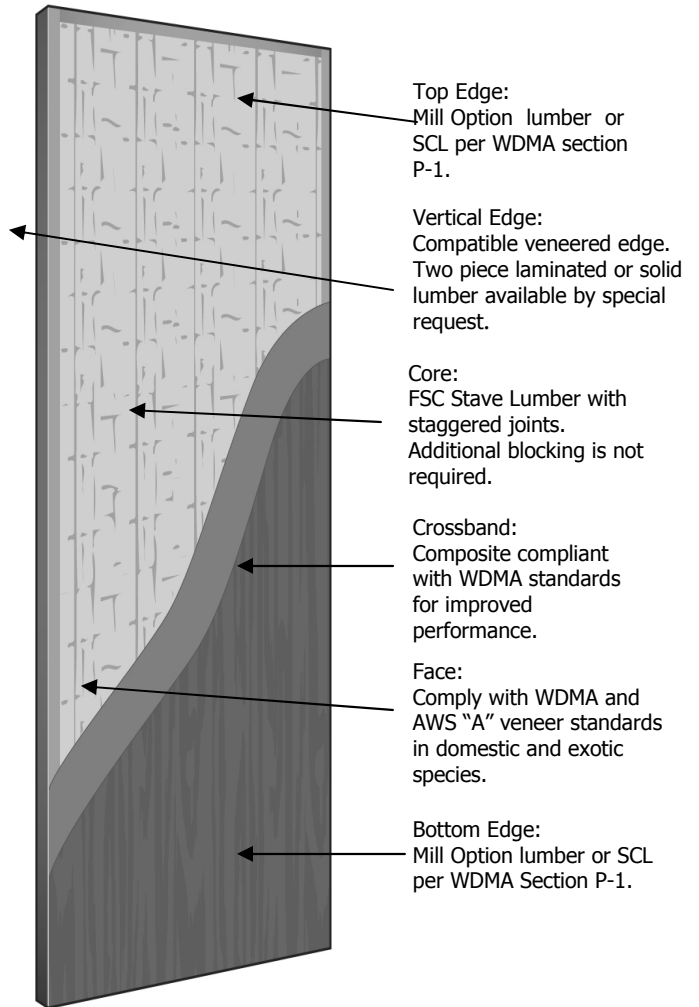
**Cores:** FSC Stave Lumber with staggered joints. These special order cores are produced from wood blocks that are harvested from Certified Sustainable Forest. Available in 20 minute fire ratings.

**Vertical Edges:** Compatible veneered edge. Two piece laminated or solid lumber available by special request.

**Horizontal Edges:** Mill Option lumber or SCL—Conforming to WDMA Standards.

**Adhesive:** Type I—Standard.

**Finishes:** WDMA TR-6 & OP-6. Opaque and Transparent conforming to AWS Acrylated UV Curable Epoxy. Also available with Mohawk's exclusive DigiTech (digital technology) with UV topcoat.



- *Lifetime Warranty*
- *Security Rating - 40*
- *LEED NC v2.1, v2.2, v3*  
*Credit Options:*  
*MR 5.1 (NC v2.1 Only)*  
*MR 7*
- *For additional LEED credit options please consult factory.*

**Quality Standards**

**Quality Assurance / Industry Standards:**

Aesthetic: WDMA— Premium Grade  
Performance: WDMA—Extra Heavy Duty

**Applications:** Architectural projects that require 5-ply Heavy Duty doors.

**Maximum Size:** 4/0 x 8/0

**Thickness:** 1-3/8" and 1-3/4". 20 minute 1-3/4" only.

**Construction:** Edgebonded—Standard.

**ARCHITECTURAL SERIES**  
**5-Ply Structural Composite Lumber**  
**WDMA Extra Heavy Duty**  
**SCLC-5**

**Construction**

**Faces:** Available in a variety of domestic and exotic wood species and MDO.

**Veneer Grade:** WDMA and AWS "A" Grade-Book and Running Match standard. Other Assemblies and grades by special request.

**Construction Grade:** WDMA—Extra Heavy Duty.

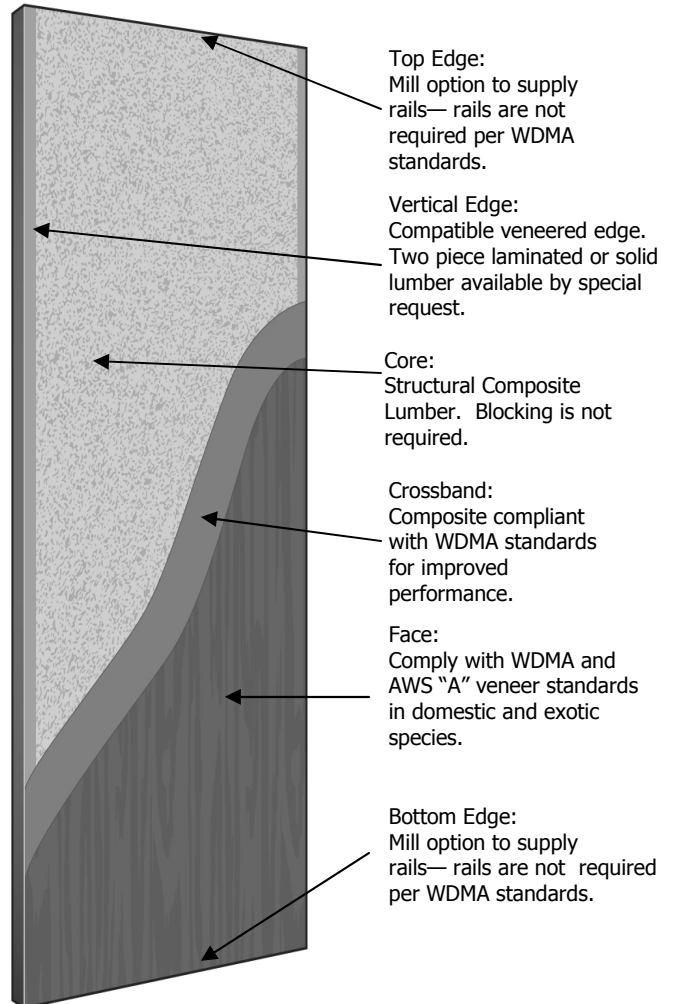
**Cores:** Structural Composite Lumber. Additional blocking for non- thru-bolted hardware is not required. Available in 20 minute fire ratings.

**Vertical Edges:** Compatible veneered edge. Two piece laminated or solid lumber available by special request.

**Horizontal Edges:** Mill option to supply rails— rails are not required per WDMA standards.

**Adhesive:** Type I—Standard.

**Finishes:** WDMA TR-6 & OP-6. Opaque and Transparent conforming to AWS Acrylated UV Curable Epoxy. Also available with Mohawk's exclusive DigiTech (digital technology) with UV topcoat.



- *Lifetime Warranty*
- *Security Rating - 40*
- *LEED NC v2.1, v2.2, v3*  
*Credit Options:*  
*MR 5.1 (NC v2.1 Only)*

*For additional LEED credit options please consult factory.*

**Quality Standards**

**Quality Assurance / Industry Standards:**

Aesthetic: WDMA—Premium Grade  
Performance: WDMA—Extra Heavy Duty

**Applications:** Architectural projects that require 5-ply Heavy Duty doors.

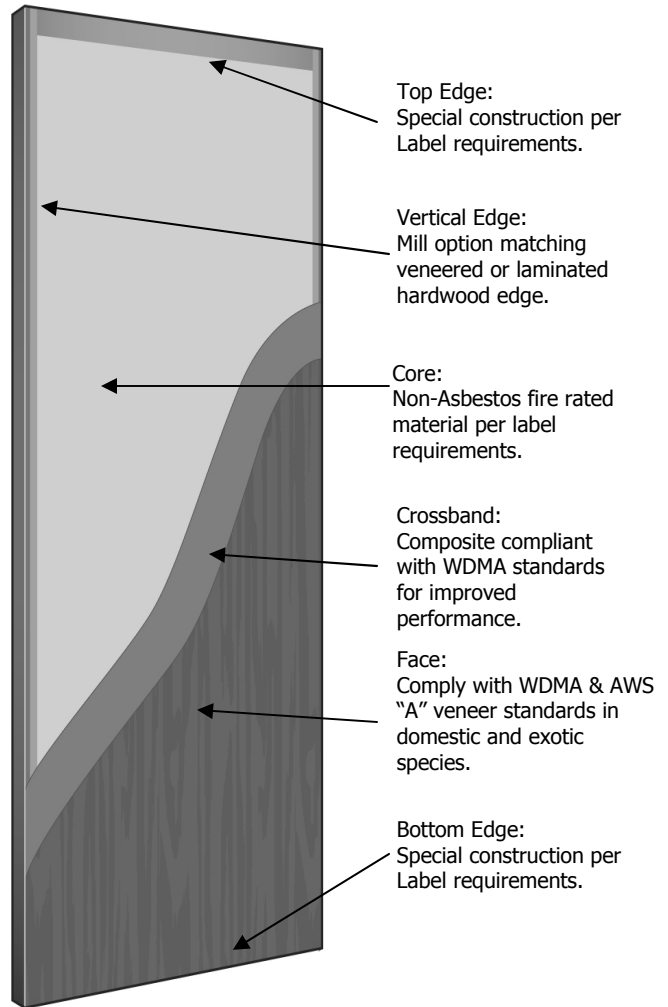
**Maximum Size:** 4/0 x 10/0

**Thickness:** 1-3/4" only. 20 Minute available by request.

**Construction:** Edgebonded—Standard.

**ARCHITECTURAL SERIES**  
**5-Ply Fire Rated Doors**  
**WDMA Extra Heavy Duty**  
**FD-5**

Construction
<p><b>Faces:</b> Available in a variety of domestic and exotic wood species and MDO.</p> <p><b>Veneer Grade:</b> WDMA &amp; AWS "A" Grade-Book and running Match standard. Other assemblies and grades by special request.</p> <p><b>Construction Grade:</b> WDMA—Extra Heavy Duty.</p> <p><b>Cores:</b> Non-Asbestos. Fire doors are produced in compliance with NFPA 80 and are WHI/ITS Labeled. UL by special request. Available in 45, 60, and 90 minute ratings. Neutral Pressure-Standard. Positive Pressure by special request. Available in a variety of blocking options by request/requirement.</p> <p><b>Vertical Edges:</b> Special construction to meet fire label requirements. Mill option matching veneered or laminated hardwood edges.</p> <p><b>Horizontal Edges:</b> Special construction to meet fire label requirements.</p> <p><b>Adhesive:</b> Type I—Standard.</p> <p><b>Finishes:</b> WDMA TR-6 &amp; OP-6. Opaque and Transparent conforming to AWS Acrylated UV Curable Epoxy. Also available with Mohawk's exclusive DigiTech (digital technology) with UV topcoat.</p>



- *Lifetime Warranty*
- *Security Rating - 30*
- *LEED NC v2.1, v2.2, v3*  
*Credit Options:*  
*MR 5.1 (NC v2.1 Only)*

*For additional LEED credit options please consult factory.*

Quality Standards
<p><b>Quality Assurance / Industry Standards:</b> Aesthetic: WDMA— Premium Grade Performance: WDMA—Extra Heavy Duty</p> <p><b>Applications:</b> Architectural projects that require 5-ply Heavy Duty doors.</p> <p><b>Maximum Size:</b> 4/0 x 9/0</p> <p><b>Thickness:</b> 1-3/4" only.</p> <p><b>Construction:</b> Edgebonded—Standard.</p>

**ARCHITECTURAL SERIES**  
**5-Ply 45 min Rated Particle Core**  
**Fire Doors**  
**WDMA Extra Heavy Duty**

**Construction**

**Faces:** Available in a variety of domestic and exotic wood species, Smooth Hardboard, Rustic, Plastic Laminate or MDO.

**Veneer Grade:** WDMA and AWS "A" Grade-Book and Running Match standard. Other Assemblies and grades by special request.

**Construction Grade:** WDMA—Extra Heavy Duty.

**Cores:** Fire Resistant Particle Core. Fire doors are produced in compliance with NFPA 80 and are WHI/ITS Labeled. Available in 45 minute rating only. Neutral Pressure-Standard. Positive Pressure by special request.

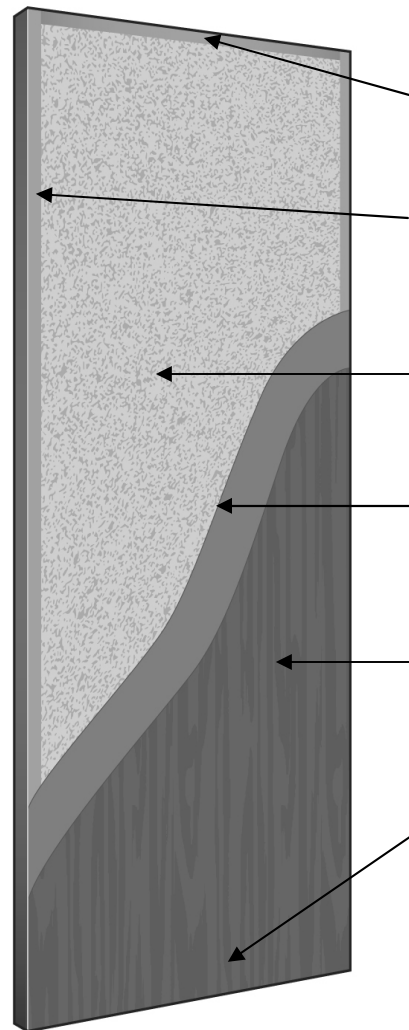
**Blocking:** No blocking required for surface mounted hardware. Screws must be glued to maintain warranty. Blocking is not permitted.

**Vertical Edges:** Special construction to meet fire label requirements. Mill option matching veneer or laminated edge.

**Horizontal Edges:** Special construction to meet fire label requirements.

**Adhesive:** Type I Standard.

**Finishes:** WDMA TR-6 & OP-6. Opaque and Transparent conforming to AWS Acrylated UV Curable Epoxy. Also available with Mohawk's exclusive DigiTech (digital technology) with UV topcoat.



Top Edge:  
Special construction per Label requirements.

Vertical Edge: Special construction to meet fire label requirements. Mill Option matching veneer or laminated edges.

Core:  
Particleboard fire rated material per label requirements.

Crossband:  
Composite. Compliant with WDMA standards for improved performance.

Face:  
Complies with WDMA and AWS "A" veneer standards in domestic and exotic species.

Bottom Edge:  
Special construction per Label requirements.

- Lifetime Warranty
- Security Rating - 40
- Lite Openings to ~1296 sq/in  
36"-W and 54"-H. with approved intumescent lined cut-out.
- STC -31 (inoperable)
- LEED NC v2.1, v2.2, v3 Credit  
Options:  
MR 5.1 (NC v2.1 Only)  
MR 4.1  
MR 4.2

For additional LEED credit options please consult factory.

**Quality Standards**

**Quality Assurance / Industry Standards:**

Aesthetic: WDMA— Premium Grade  
Performance: WDMA—Extra Heavy Duty

**Applications:** Architectural projects that require 5-ply Heavy Duty Fire Label doors.

**Maximum Size:** **Single**—4/0 x 8/0 Maximum  
**Pairs**—6/0 x 7/0 Max. Neutral Pressure standard. Positive Pressure by special request.

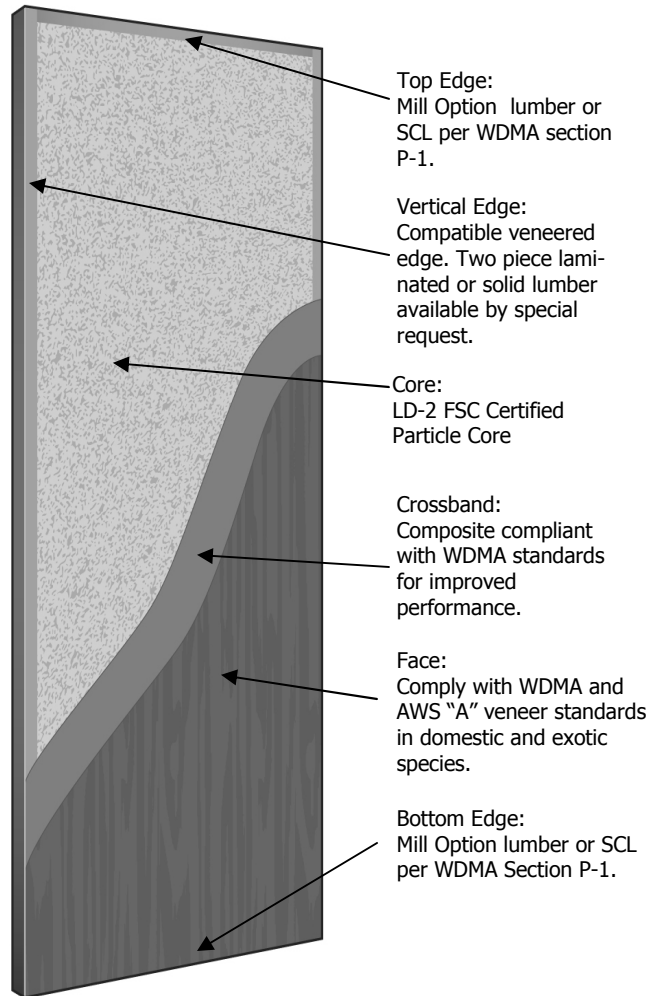
**Double Egress**—Not Approved.

**Thickness:** 1-3/4" only.

**Construction:** Edgebonded—Standard.

**ARCHITECTURAL SERIES**  
**5-Ply FSC Particle Core**  
**WDMA Extra Heavy Duty**  
**FSC-PC-5**

<p><b>Construction</b></p> <p><b>Faces:</b> Available in a variety of domestic and exotic wood species and MDO.</p> <p><b>Veneer Grade:</b> WDMA and AWS "A" Grade-Book and Running Match standard. Other assemblies and grades by special request.</p> <p><b>Construction Grade:</b> WDMA—Extra Heavy Duty.</p> <p><b>Cores:</b> LD 2 FSC Certified Particle Core. Available in 20 minute.</p> <p><b>Vertical Edges:</b> Compatible veneered edge. Two piece laminated or solid lumber available by special request.</p> <p><b>Horizontal Edges:</b> Mill Option lumber or SCL—Conforming to WDMA Standards.</p> <p><b>Adhesive:</b> Type I—Standard.</p> <p><b>Finishes:</b> WDMA –TR-6 &amp; OP-6. Opaque and Transparent conforming to AWS Acrylated UV Curable Epoxy. Also available with Mohawk's exclusive DigiTech (digital technology) with UV topcoat.</p>
--



**Note:**

All non-rated edgebonded Particle Core doors, do not require blocking for non-through bolted/surface applied hardware. These doors have been tested in accordance with TM-10 (screw holding) testing procedures and have slammed in excess of 1 Million cycles without failure per TM-7.

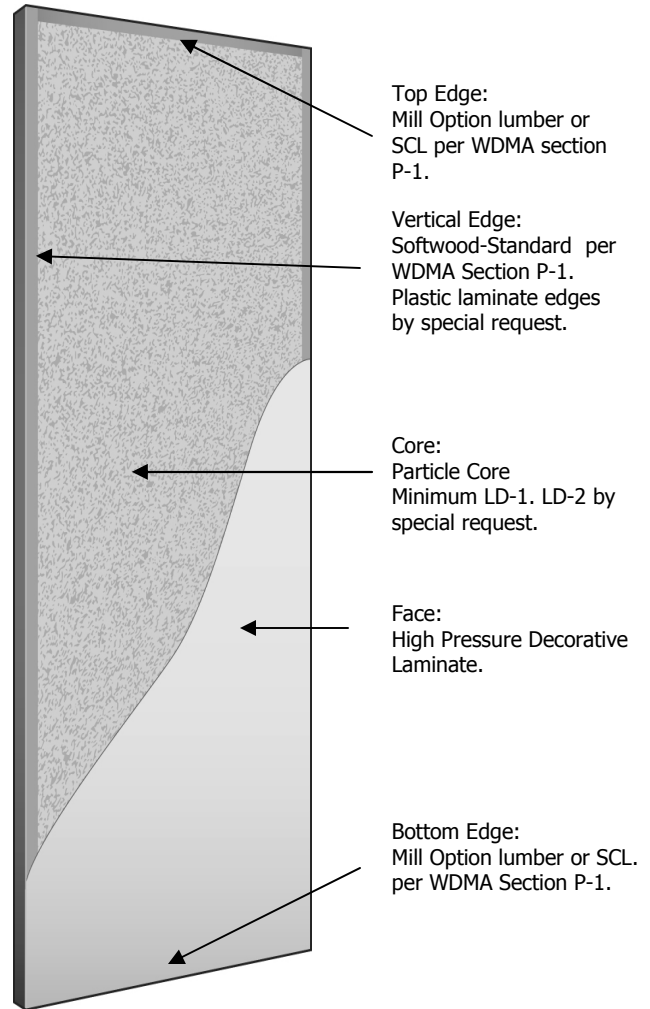
- *Lifetime Warranty*
- *Security Rating - 40*
- *LEED NC v2.1, v2.2, v3*  
*Credit Options:*  
*MR 5.1 (NC v2.1 Only)*  
*MR 4.1*  
*MR 4.2*  
*MR 7*

*For additional LEED credit options please consult factory.*

<p><b>Quality Standards</b></p> <p><b>Quality Assurance / Industry Standards:</b> Aesthetic: WDMA—Premium Grade Performance: WDMA—Extra Heavy Duty</p> <p><b>Applications:</b> Architectural projects that require 5-ply Heavy Duty doors.</p> <p><b>Maximum Size:</b> 4/0 x 8/0</p> <p><b>Thickness:</b> 1-3/4" Standard. 1-3/8" by special request.</p> <p><b>Construction:</b> Edgebonded—Standard.</p>
--

**ARCHITECTURAL SERIES**  
**3-Ply Particle Core**  
**WDMA Heavy Duty**  
**PC-3**

<p><b>Construction</b></p> <p><b>Faces:</b> High Pressure Plastic Laminate – .050 thickness (nominal .048). Standard and custom designs available from most industry manufacturers.</p> <p><b>Construction Grade:</b> WDMA—Heavy Duty.</p> <p><b>Cores:</b> LD 1 Particle Core. LD 2 by special request. Available in 20 minute.</p> <p><b>Vertical Edges:</b> Softwood. Painted/Stained compatible to the face. Plastic laminate by special request.</p> <p><b>Horizontal Edges:</b> Mill Option lumber or SCL—Conforming to WDMA Standards.</p> <p><b>Adhesive:</b> Type II. Type I by special request.</p>
---



Note:  
All non-rated edgebonded Particle and Agri-Fiber Core doors, do not require blocking for non-through bolted/surface applied hardware. These doors have been tested in accordance with TM-10 (screw holding) testing procedures and have slammed in excess of 1 Million cycles without failure per TM-7.

- *Lifetime Warranty*
- *Security Rating - 40*
- *LEED NC v2.1, v2.2, v3*  
*Credit Options:*  
*MR 5.1 (NC v2.1 Only)*  
*MR 4.1*  
*MR 4.2*  
*EQ 4.4*

*For additional LEED credit options please consult factory.*

<p><b>Quality Standards</b></p> <p><b>Quality Assurance / Industry Standards:</b> Aesthetic: WDMA—Premium Grade Performance: WDMA—Heavy Duty</p> <p><b>Applications:</b> Architectural projects that require 3-ply Heavy Duty doors.</p> <p><b>Maximum Size:</b> 4/0 x 10/0 (subject to supplier availability)</p> <p><b>Thickness:</b> 1-3/8" and 1-3/4". 20 minute 1-3/4" only.</p> <p><b>Construction:</b> Edgebonded—Standard.</p>
--

**ARCHITECTURAL SERIES**  
**3-Ply Structural Composite Lumber**  
**WDMA Heavy Duty**  
**SCLC-3**

**Construction**

**Faces:** High Pressure Plastic Laminate – .050 thickness (nominal .048). Standard and custom designs available from most industry manufacturers.

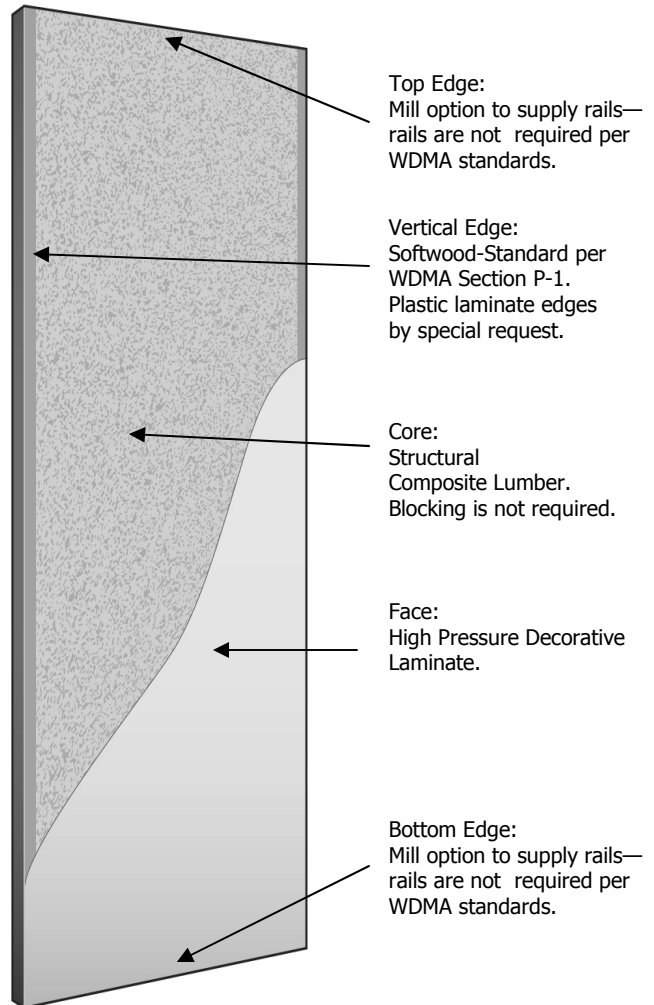
**Construction Grade:**  
WDMA—Heavy Duty.

**Cores:** Structural Composite Lumber. Additional blocking for non-thru-bolted hardware is not required. Available in 20 minute fire ratings.

**Vertical Edges:** Softwood. Painted/Stained compatible to the face. Plastic laminate by special request.

**Horizontal Edges:** Not required per WDMA standards. Top and Bottom rails available by request.

**Adhesive:** Type II. Type I by special request.



- *Lifetime Warranty*
- *Security Rating - 40*
- *LEED NC v2.1, v2.2, v3*  
*Credit Options:*  
*MR 5.1 (NC v2.1 Only)*  
*EQ 4.4*

*For additional LEED credit options please consult factory.*

**Quality Standards**

**Quality Assurance / Industry Standards:**

Aesthetic: WDMA—Premium Grade  
Performance: WDMA—Heavy Duty

**Applications:** Architectural projects that require 3-ply Heavy Duty doors.

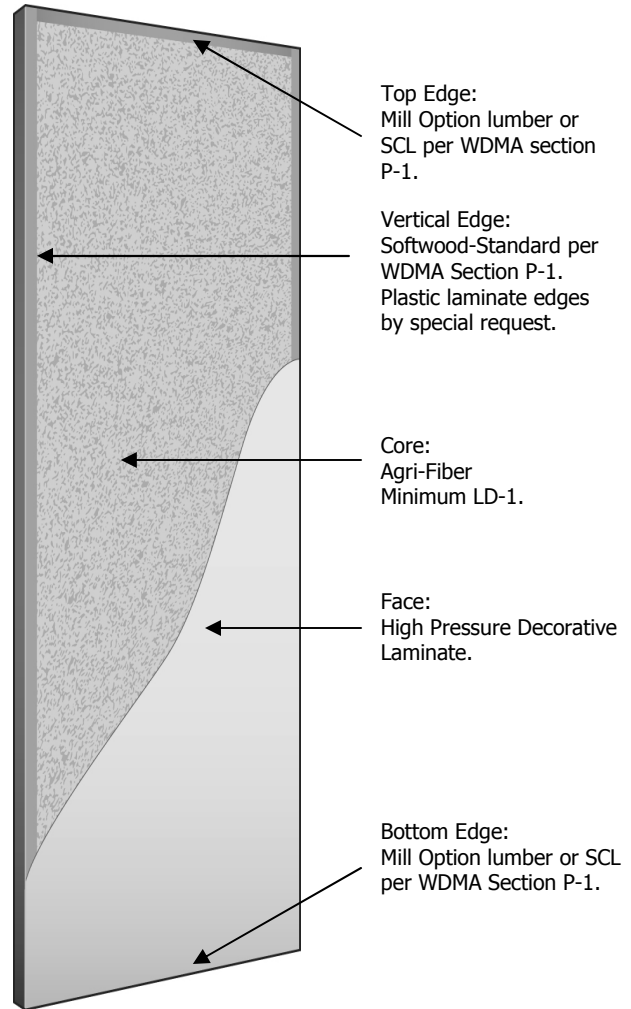
**Maximum Size:** 4/0 x 10/0 (Subject to supplier availability)

**Thickness:** 1-3/4" only. 20 Minute available by request.

**Construction:** Edgebonded—Standard.

**ARCHITECTURAL SERIES**  
**3-Ply Agri-Fiber**  
**WDMA Heavy Duty**

<b>Construction</b>
<p><b>Faces:</b> High Pressure Plastic Laminate – .050 thickness (nominal .048). Standard and Custom designs available from most industry manufacturers.</p> <p><b>Construction Grade:</b> WDMA-Heavy Duty.</p> <p><b>Cores:</b> LD 1 Agri-Fiber. Produced from “rapidly renewable” material. Available in 20 minute.</p> <p><b>Vertical Edges:</b> Softwood. Painted/ Stained compatible to the face. Plastic laminate edges by special request.</p> <p><b>Horizontal Edges:</b> Mill Option lumber or SCL—Conforming to WDMA Standards.</p> <p><b>Adhesive:</b> Type II. Type I by special request.</p>



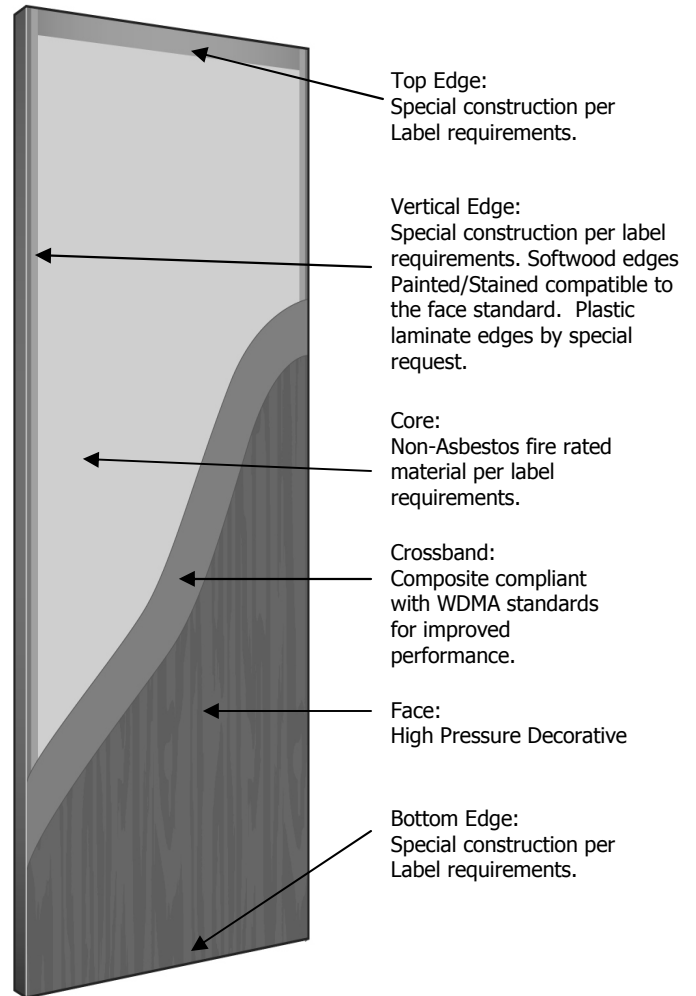
- *Lifetime Warranty*
- *Security Rating - 40*
- *LEED NC v2.1, v2.2, v3*  
*Credit Options:*  
*MR 5.1 (NC v2.1 Only)*  
*MR 4.1*  
*MR 4.2*  
*MR 6*  
*EQ 4.4*

*For additional LEED credit options please consult factory.*

<b>Quality Standards</b>
<p><b>Quality Assurance / Industry Standards:</b> Aesthetic: WDMA—Premium Grade Performance: WDMA—Heavy Duty</p> <p><b>Applications:</b> Architectural projects that require 3-ply Heavy Duty doors.</p> <p><b>Maximum Size:</b> 4/0 x 8/0</p> <p><b>Thickness:</b> 1-3/8” and 1-3/4”. 20 minute 1-3/4” only.</p> <p><b>Construction:</b> Edgebonded—Standard.</p>

**ARCHITECTURAL SERIES**  
**3-Ply Fire Rated Doors**  
**WDMA Extra Heavy Duty**  
**FD-3**

Construction
<p><b>Faces:</b> High Pressure Plastic Laminate –.050 thickness (nominal .048). Standard and Custom designs available from most industry manufacturers.</p> <p><b>Construction Grade:</b> WDMA—Extra Heavy Duty.</p> <p><b>Cores:</b> Non-Asbestos. Fire doors are produced in compliance with NFPA 80 and are WHI/ITS Labeled. UL by special request. Available in 45, 60, and 90 minute ratings. Neutral Pressure-Standard. Positive Pressure by special request. Available in a variety of blocking options by request/requirement.</p> <p><b>Vertical Edges:</b> Special construction to meet fire label requirements. Painted/Stained softwood edges compatible to the face standard. Plastic edges by special request.</p> <p><b>Horizontal Edges:</b> Special construction to meet fire label requirements.</p> <p><b>Adhesive:</b> Type II. Type I by special request.</p>



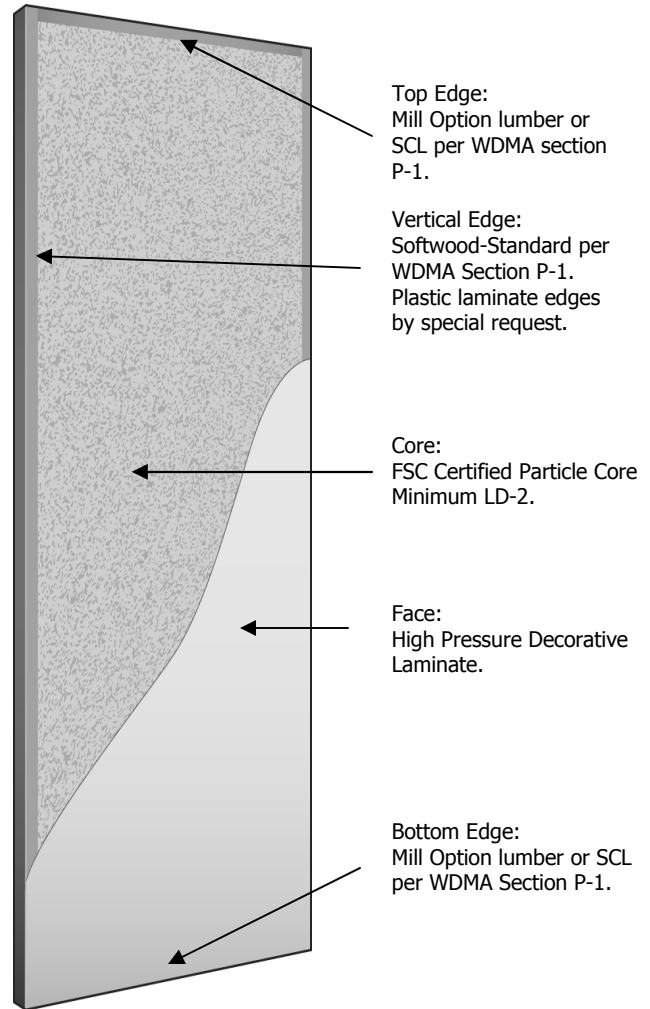
- *Lifetime Warranty*
- *Security Rating - 30*
- *LEED NC v2.1, v2.2, v3*  
*Credit Options:*  
*MR 5.1 (NC v2.1 Only)*

*For additional LEED credit options please consult factory.*

Industry Standards
<p><b>Quality Assurance / Industry Standards:</b> Aesthetic: WDMA—Premium Grade Performance: WDMA—Extra Heavy Duty</p> <p><b>Applications:</b> Architectural projects that require 3-ply Heavy Duty doors.</p> <p><b>Maximum Size:</b> 4/0 x 9/0</p> <p><b>Thickness:</b> 1-3/4" only.</p> <p><b>Construction:</b> Edgebonded—Standard.</p>

**ARCHITECTURAL SERIES**  
**3-Ply FSC Particle Core**  
**WDMA Heavy Duty**  
**FSC-FPC-3**

<p><b>Construction</b></p> <p><b>Faces:</b> High Pressure Plastic Laminate – .050 thickness (nominal .048). Standard and Custom designs available from most industry manufacturers.</p> <p><b>Construction Grade:</b> WDMA—Heavy Duty.</p> <p><b>Cores:</b> LD-2 FSC Certified Particle Core. Available in 20 minute.</p> <p><b>Vertical Edges:</b> Softwood. Painted/Stained compatible to the face. Plastic laminate edges by special request.</p> <p><b>Horizontal Edges:</b> Mill Option lumber or SCL—Conforming to WDMA Standards.</p> <p><b>Adhesive:</b> Type II UF Free Standard. Type I by special request.</p>
---



Note:  
All non-rated Particle Core doors, do not require blocking for non-through bolted/surface applied hardware. These doors have been tested in accordance with TM-10 (screw holding) testing procedures and have slammed in excess of 1 Million cycles without failure per TM-7.

- *Lifetime Warranty*
- *Security Rating - 40*
- *LEED NC v2.1, v2.2, v3*  
*Credit Options:*  
*MR 5.1 (NC v2.1 Only)*  
*MR 4.1*  
*MR 4.2*  
*MR 7*  
*EQ 4.4*

*For additional LEED credit options please consult factory.*

<p><b>Quality Standards</b></p> <p><b>Quality Assurance / Industry Standards:</b> Aesthetic: WDMA—Premium Grade Performance: WDMA—Heavy Duty</p> <p><b>Applications:</b> Architectural projects that require 3-ply Heavy Duty doors.</p> <p><b>Maximum Size:</b> 4/0 x 8/0</p> <p><b>Thickness:</b> 1-3/4" Standard. 1-3/8" special request.</p> <p><b>Construction:</b> Edgebonded—Standard.</p>
---