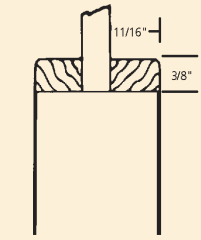


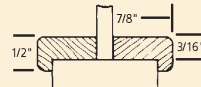
LITES/LOUVERS

Mohawk Lites



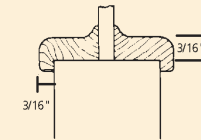
Wood Flush Molding Profile

Hardwood Flush Molding for 1/8" or 1/4" glass can be ordered for any size cutout, glazed or open. Mitered corners. If doors are ordered open, molding is permanently attached to one side, on the other side molding is tacked for easy removal. Door cutout is 1/8" over glass dimension. Available for 1-3/8" and 1-3/4" doors.



Wood Lip Molding Profile

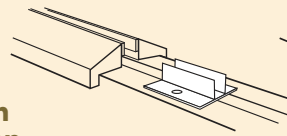
Hardwood Lip Molding for 1/8" or 1/4" glass can be ordered for any size cutout, glazed or open. Mitered corners. If doors are ordered open, molding is permanently attached to one side, on the other side molding is tacked for easy removal. Door cutout is 1/8" over glass dimension. Available for 1-3/8" and 1-3/4" doors.



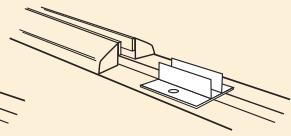
Wood Lite Insert

Hardwood Lite Inserts are supplied with #6 1-1/2" Phillips head brass-plated, self-tapping steel screws. Door cutout is 1" over glass size in height and width. 1/8", 1/4", or 1/2" insulated glass available. All glazing material is safety glass and meets CFSC standard 16 CFR1201 and ANSI 2-97-1-1975.

Lip



Flush



20-Minute Lip or Flush Wood Vision Frame

Solid wood, available in most wood species. This system has been tested and accepted by Warnock Hersey and meets the conditions of acceptance for ASTM E-152 and NFPA 252. Maximum size 24" x 54" with listed 1/4" glass. Should be factory-installed.

Installation Instructions

Prior to glass installation, position metal clips on all edges of glass, starting at a maximum of 6" from corners and at 12" maximum on center with a minimum of two clips per side. Position brass label on bottom edge of glass and center.

Set the 1/4" approved glass, with the clips applied, in door cutout and nail clips into place

using one 1-1/4" common-headed nail on each side of clip.

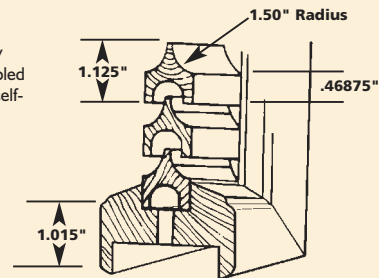
Place 1/16" Tremco glazing tape to the edge of the pre-mitered wood molding.

Set wood molding into place and nail using 1-1/2" finishing nails at 8" on center with a minimum of two nails per piece.

Wood Louver Chevron Design

Hardwood louver with approximately 25% free air (of opening size) assembled with Phillips #6-1-1/2" brass-plated, self-tapping screws. All sizes available.

LV-1 1-1/64" x 1-1/16" Louver Moulding



• Flat Slat Louver available upon request.

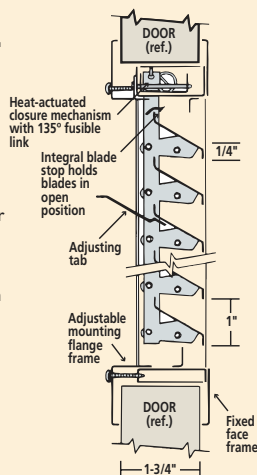


Mohawk Louvers

Metal Fusible Link Louver

Minimum distance to bottom of door is 10". Minimum distance to edge of door or any other cutout is 6".

1. Heat-activated closure mechanism with 135° fusible link.
2. Integral blade stop holds blades in open position.
3. Adjusting tab.
4. Adjustable mounting flange frame.
5. Fixed face frame.



Model 110 Low Profile Fire Door Light Frame

For standard 1 3/4" door and 1/4" glass and some other applications

Order information:

- Order size = Inside dimension of frame, (W + H)
- Cutout size = Order size + 1 1/2"
- Glass size = Order size + 3/4"

Material:

- 18 ga. CRS frame standard

Finish:

- Beige polyester powder coating.
- Extremely durable
- Visually appealing

Options:

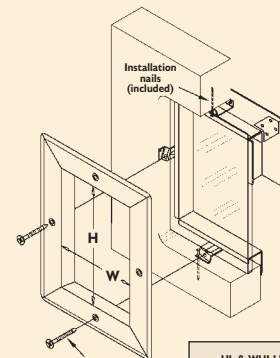
- Wood veneer wrapped in various species to match door.

Product Range:

- Low Profile feature available for 1" to 2 3/4" thick doors.
- Maximum Glass packet with Low Profile feature is 5/8" less than door thickness.

Mounting Holes:

- 1 1/2" length or less, one hole centered
- Over 1 1/2", three inches maximum from corners. 1 1/2" 5/16" maximum centers.



Low Profile:

- Provides less interference for exit hardware.

No Sharp Corners

- 5/32" radius

Narrow Face Frame:

- Better proportioned
- Visually appealing
- Suitable for wood, metal, or mineral core doors.

UL & WHI LISTED
Meets UL108 requirements for NEGATIVE PRESSURE and UL10C & UBC 7-21(1997) for POSITIVE PRESSURE. Refer to AMS Listing Specifications. Fire tested WITHOUT glazing compound, tape, or

Patent Pending



ALL METAL STAMPING, INC.

Phone (715) 223-6324 • Fax (715) 223-3352
www.allmetalstamping.com